



ENERGY EFFICIENT WINDOWS FOR AUSTRALIAN CONDITIONS

ARCHITECTURAL ALUMINIUM WINDOWS & DOORS

SINGLE AND DOUBLE GLAZED

DESIGNED FOR RESIDENTIAL & COMMERCIAL PROJECTS

HI STYLE ALUMINIUM WINDOWS & DOORS

OFFICE & SHOWROOM

121 SILVERWATER RD SILVERWATER NSW 2128 AUSTRALIA

PHONE (02)9648 3981

EMAIL: info@hstylewindows.com.au

TO ARRANGE A CONSULTATION REGARDING YOUR PROJECT, WE HAVE SALES REPRESENTATIVES IN ALL STATES WHO CAN ASSIST WITH YOUR WINDOW & DOOR REQUIREMENTS.

CHINA PRODUCTION BASE

NO.192 XUANCHUN RD

SANZAO INDUSTRIAL PARK

PUDONG NEW AREA

SHANGHAI CHINA

PHONE (021)58075190

www.hstylewindows.com.au





CONTENTS

02	Introduction
03	Australian Building Standards
04	Certificates
05	Test Reports
06	Energy Efficiency & Double Glazing
07	Acoustic Performance
08	Manufacturing Supply Process
09	Commercial Grade Windows & Doors
10	Sliding Doors
11	Stacking Sliding Doors
12	Bi Folding Doors
13	French Doors
14	Sliding Windows
15	Awning Windows
16	Bi Folding Windows
17	Casement Windows
18	Push Out Windows
19	Dual Windows
20	Louvre Windows
21	Internal Decorative Glazing Bars
22	Integrated Blind Systems
23	Project Advantage
24-26	Size Range
27	Installation & Recommendations
28	Guarantee & Maintenance
29	Customer Window Checklist

❑ QUALITY

Quality may start with how good your windows and doors look but it is measured by product performance, function and feel; the finish; smoothness of rollers and hinges; and the security of the locking mechanisms. But quality does not just happen. It is delivered by industry experience and know-how: investment in design and testing to ensure our windows and doors perform in Australian conditions. Whether you are an architect, developer, builder or owner builder, Hi Style windows and doors are made to impress.

❑ AFFORDABILITY

What benefit can double glazed offer if it is not affordable! Quality double glazing has been too expensive for far too long. With our industry knowledge, design, and manufacturing controls Hi Style can offer quality double glazed windows and doors at a new price point. It is no longer a luxury but a real alternative to single glazed.

❑ EFFICIENCY

Looking good is not enough, with increasing energy costs performance is critical. With 5mm panes of 'A Grade' toughened glass separated by Argon gas you have the confidence that your double glazed windows and doors will perform, doing their bit to save your money and help in the fight of greenhouse gas emissions.

❑ INNOVATION

For any business, to be successful in the long term, innovation is crucial. Whether it is cost efficiencies that help us pass on savings, designing better products to improve and enhance performance or adding new features to our product range. Hi Style is committed to innovation because the more we innovate the more our clients will benefit.

❑ PEACE OF MIND

Hi Style windows and doors comply with all the relevant Australian building standards, codes and industry certifications. You also get our 7 year factory backed guarantee. Your decision to invest in double glazing not only delivers quality and performance that enhances the overall value and presentation of your property today, but you are also securing your investment when it comes to selling in the future.

☎ CALL US

We are committed to helping you to get the best value that your money can buy. Call us now and send us your plans so that we can provide you with a quotation on your next project.

Hi Style Aluminium Windows and Doors have joined with Xingfa Aluminium Profiles to create an Australian professional operational and design window and door system and brand. Hi Style Windows and Doors has integrated with all aspects of China's resources, so that Australian customers can enjoy quality products at a most affordable price and to obtain the high quality aluminium windows and doors. With a combination of more than 50 years, in the aluminium windows and doors industry in Australia, Hi Style have accumulated extensive knowledge and experience, so that, we can not only guarantee quality of product manufacturing but at the same time, we know how to manage, transportation and provide an installation guide to serve your project. With fabrication factories in both China and Australia, which complements our full range of other services, no matter if the project is the, house, villa, or large projects, we have a unique advantage to supply from both locations for faster service and also for cost controls on those larger projects.

Hi Style Windows and Doors focus on functional product design and system development, this enables us to provide 100% of the windows and doors service to our customers, and with our international brand Xingfa Aluminium alloy who produces only high quality profiles to ensure that we deliver to our clients the highest quality of products, and with a set of international and famous products such as LISEC GLASS, AKZO KNOBEL powder coating, DORMA HARDWARE and Australian DORIC hardware system make Hi Style the right choice for any project. Hi Style double glazed windows and doors is currently our main brand, with all products being energy-efficient double glazing windows and doors, and with the use of Argon Gas as our standard insulation in the middle of the double glazed glass products. All glass used in our double glazing panels are assembled using toughened glass. Our entire doors and windows system is in line with all the relevant Australian standards for design and manufacturing and compliant through all the product testing requirements for the issuing of certificates.

Hi Style focuses our business on technical consulting approach which will assist you in your decision-making process. All of our friendly staff have the necessary experience and expertise to ensure that your project requirements are met and we trust that we will have solid suggestions on how to improve the look and feel and performance of your doors and windows. Make us a part of supporting your business growth.

Whether you are a developer, contractor, or an architect/ designer and you are building or renovating your house, we offer an obligation free consultation or quotation to assist with your needs. Hi Style operation is a collection of people, who want to show the basic value of honesty, reliability and customer service. We believe we are your right choice, we can match the quality, price and after sales service you need.

Standard Sizes Available



AUSTRALIAN BUILDING STANDARDS

The full range of Hi Style windows and doors complies with all the relevant Australian Standards which allow for them to be used in most residential applications. These Standards include

- AS 2047 Windows in Buildings
- AS 1288 Glass in Buildings
- AS 3959 Bushfire Code



Windows in Building AS 2047

Hi Style windows range of double glazed windows and doors conform to AS 2047 which permits there inclusion in most residential construction applications.

All windows and doors are labelled to AS 2047 and certifies that windows and doors meet the relevant window performance guidelines for particular site conditions.

Glass in Buildings AS 1288

AS1288 governs the glass type and thickness that can be used in residential buildings. All Hi Style windows and doors use only A Grade Toughened safety glass to ensure that compliance and standards are met. All glass panels are marked accordingly with the relevant markings indicating that toughened glass is used.

Construction in Bushfire Areas AS 3959

To respond to the growing need for fire resistant windows and doors, this standard has been implemented to govern the construction in bushfire prone areas.

"Please consult with your technical sale consultant to ensure that suitable window selections are made for your construction type and building areas."



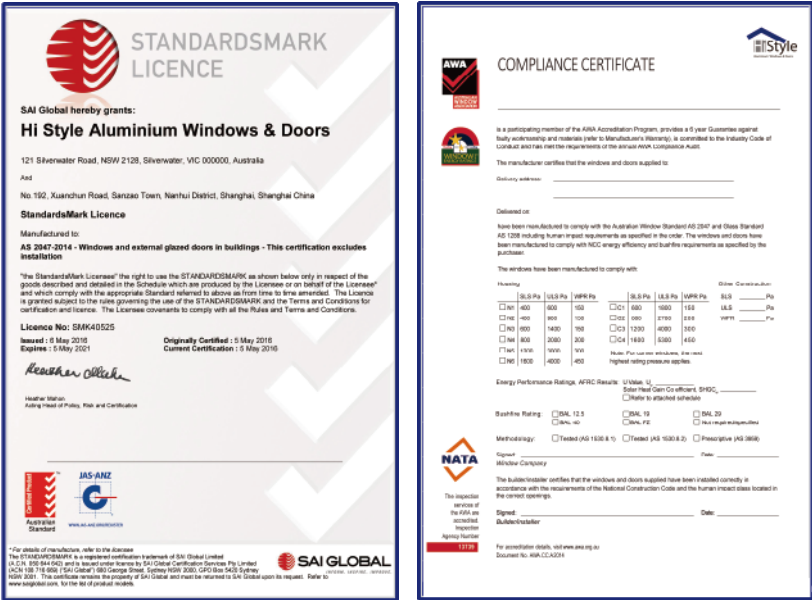
HI STYLE CERTIFICATES

At Hi Style Aluminium Windows & Doors we ensure that all of our products are designed and tested to meet the relevant Australian Standards.

As a window manufacturer & supplier in Australia we are required under the Building Code of Australia to produce windows and doors that meet certain requirements. These requirements are detailed in technical documents known as Standards which are developed in consultation with industry and government agencies.

Standards ensure products and construction processes meet certain quality and structural integrity requirements. Globalization also means that materials can now originate from many parts of the world. Mandating minimum safety requirements for materials and construction methods ensures they are of a certain quality and will withstand Australian conditions

In order to control our quality, we have inspectors from AWA, Sai Global and SGS for our factory quality system controlled, meanwhile, for the products itself and we send to NATA accredited Lab. For testing based on AS2047 and AS1170.2 STANDARD.



HI STYLE TEST REPORT

Windows made from Aluminium, undergo the following performance tests to verify product performance claims.



- AS4420.2 Deflection Test - positive and negative wind pressures are applied to the face of the window to test the maximum deflection under wind load.
- AS4420.3 Operating Force Test - verifies that an opening sash is capable of opening and closing without undue effort.
- AS4220.4 Air Infiltration Test - air leakage of a window is tested to ensure energy and acoustic efficiency.
- AS4420.5 Water Penetration Resistance Test - ensures no water leaks through the window into the building.
- AS4420.6 Ultimate Strength Test - negative and positive wind pressures of at least 1.5 times the specified wind pressure are applied to the window to ensure it does not fail in unusual wind conditions.



water penetration resistance test



Deflection Test



ENERGY EFFICIENCY & DOUBLE GLAZING

As energy costs continue to rise and environmental sensitivity becomes more important, there is now a more significant move towards the use of double glazed glass units as an efficient cost effective method of reducing the energy consumption of new and existing homes.

More than 40% of heating and cooling energy is lost through windows and doors and by improving thermal impact has a direct impact on reducing energy costs for your home. The clever use of windows and doors can increase the amount of natural light into a home which reduces lighting costs. whilst the use of Double glazed glass units will aid in the reduction of heating and cooling costs.

Hi Style Aluminium Windows & Doors have addressed the importance of this issue by choosing to offer only double glazed products, all windows and doors in the Hi Style range are WERS



rated for glazing performance. WERS provides a standard platform to measure the energy performance of windows and doors. WERS rating are listed on our website.

DOUBLE GLAZING

Double glazed glass units are often referred to as IGU's (Insulated Glass Units). An IGU is a sealed unit made up of two panes of glass separated by a spacer bar that can be adjusted to determine the "air gap" and acts as a thermal break between the outer and inner glass panels.

All of Hi Style Aluminium Windows & Doors glass IGU's are sealed with Argon Gas for a higher performance product, and with a greater ability to maintain comfort levels within the home. A desiccant is also placed inside the IGU to absorb any moisture and prevent condensation build up on the inside of the glass panels.



Winter



Summer



ACOUSTIC PERFORMANCE

Windows are generally poor barriers against noise entering your home and finding a solution is often complex. A standard window with 4mm glass does little to insulate against noise, either open or closed. Even the performance of good insulation within your walls can be substantially reduced by poor window design. Building a new home or renovating an existing one is an ideal time to consider your acoustic requirements.

The development of window and door systems which provide improved acoustic performance has become more prevalent in recent times as architects, builders and homeowners seek acoustic tested systems to reduce the impact of traffic, aircraft noise, and entertainment systems. Acoustic privacy in many properties has become a major concern with Local governments introducing new regulations to address the problem; many projects are now required to meet strict acoustic specifications.

The Weighted Sound Reduction Index (Rw) is a number used to rate the effectiveness of a soundproofing system on windows. The Rw values represent aggregated data showing the average performance of a window across a broad spectrum of sounds. Increasing the Rw by one translates to a reduction of approximately 1 db in noise level. Therefore, the higher the Rw number, the better a sound insulation the window will deliver.



100db

EQUATES TO



NEARBY AIRCRAFT
TAKING OFF



JACKHAMMER
2M AWAY



NEARBY HEAVY
TRAFFIC/HORNS

The Hi Style Aluminium Window Systems has had extensive research and testing to evaluate acoustic performance and to determine the best Rw values using various window styles together with different glazing options. The use of double glazing in your windows with a minimum 12mm air space will considerably improve the level of sound reduction. Greater levels of sound reduction can be achieved by incorporating a laminated glass with the double glazed glass unit. All of Hi Style products can be glazed with double glazed glass units up to 32mm.

How well your windows perform at controlling noise levels

depends largely on how much air can escape through seals. Awning and casement style windows (compression style windows) provide a tighter seal against the frame, therefore reducing noise transmission. Sliding windows and sliding doors, generally allow greater air infiltration resulting in increased noise transmission.

However no matter how good the window is at keeping noise out, if it is not installed and sealed properly during construction, noise will still penetrate the home, all air gaps must be sealed off to ensure that a window will achieve the best noise reduction it can.



MANUFACTURING SUPPLY PROCESS

The manufacturing & delivering of your windows is a combination of a complex manufacturing programming and an organized logistical supply process to deliver our quality double glazed products directly to your site with an emphasis on ensuring that all products are supplied within a designated time frame and in a condition that our customers expect.

All quotations or ordering requirements or enquiries are placed via our Sydney head office, and then relayed directly to our own factory based in Shanghai China.

Manufacture

Our Shanghai manufacturing plant is fitted with the most modern machinery for window manufacturing. Once your order has reached this location we allow for an allocated manufacturing time frame, this can change dependant on the size, quantity & colour of the project.

Shipping

Once your order has been completed, all products are neatly packed into our pallets and placed into a designated container ready for shipping to our Sydney operations. As a general guide we normally allow for a 15-17 day shipping cycle, however this can change in the peak shipping seasons between November & February.

Warehousing & Delivery

Once the container has reached our Sydney warehouse the container is unpacked and placed in to an allocated space ready for delivery to your site by our own transport division.



COMMERCIAL GRADE WINDOWS & DOORS

To complete the quality range of double glazed windows and doors, Hi Style Aluminium Windows & Doors have the option to upgrade to a full commercial sectioned window and door system. The commercial product range compliments the residential product by the use of a heavier grade profile which can also be used in residential application or projects, all commercial products have a dual glazing option which can be either our standard double glazing system or can just be single glazed, the choice is yours. The commercial range includes multi-fold bifolds, hinged, pivot and multi-stacking sliding doors as well as sliding, awning, and casement windows.

All our commercial window products are 100mm×45mm in section size, with our door selection ranging from 100mm×51mm to 140mm×51mm or wider depending on the selection type of door. The added inclusion of sub-heads and sub sills for all products, make the installation of these products suitable for most apartment style projects or commercial shop front projects or high end residential use.

All products have been tested to Australian standards including Nata Wind & Water Penetration, WERS Certification and Acoustic Ratings. Contact your Hi Style sales technician for performance rating details.





SLIDING DOORS

Sliding Doors are an economical, functional, and low maintenance choice for door openings. Hi Style windows offer a range of double glazed sliding doors in standard sizes that emphasize the qualities of improving energy performance together with the reliability of a market leading double glazed sliding door.

Hi Style Aluminium Windows & Doors range of sliding doors are available in standard sizes and available in 3 colour selection choices: WHITE, SILVER, & MONUMENT. Our standard range is comprised of a single, stackers, & twin opening configurations; refer to our selection chart for details of sizes and opening types.

Custom made door sizes can be made for those projects that a standard size will not suit. Custom door sizes can be made up to 2700mm high and up to a width of 6.5 meters.

Features

- ✓ Low maintenance Aluminium profiles
- ✓ Double Glazed with 9mm Argon Gas sealed units
- ✓ Twin dual sealed ball bearing rollers for superior smooth panel opening
- ✓ Corner gasket sealing
- ✓ Available in 2 panel, 3 panel stacking, 4 panel, & 6 panel multi stacking
- ✓ Fly screens' and security screening options on all door types
- ✓ High wind & water performance



STACKING SLIDING DOORS

With a Hi Style Aluminium double glazed sliding and stacking doors, that has been designed to deliver unobstructed views, and slide away neatly when open, making them perfect for indoor/outdoor entertaining. Your Hi Style Aluminium double glazed stacking door will deliver long lasting, weather-resistant performance that will glide smoothly and quietly for years with our quadruple adjustable nylon roller system for effortless gliding action.

This system of windows and doors features a wide, uninterrupted view that opens up to 60% of its width. Available in 3, 4 or 6 panels opening options. Hi Style Stacking sliding doors are also available in either internal or external 90 degree corner doors, which are ideal for those alfresco style entertaining areas.

Features

- ✓ Low Maintenance Aluminium profiles
- ✓ Strong sturdy outer framing system
- ✓ High wind & water performance
- ✓ Stylish and functional keyed hardware
- ✓ Double Glazed with 9mm Argon Gas sealed units
- ✓ Twin dual sealed ball bearing rollers
- ✓ Corner gasket sealing
- ✓ Available in 3 panels, & 6 panels with screens
- ✓ Available in 4 panels (with no screens)
- ✓ Internal or External corner doors available



BI-FOLD DOORS

Bi folding doors are known for their functionality, style and superb quality that combines to provide the benefits of both the indoors and the outdoors.

Hi Style Windows range of bi folding doors have been developed with the user in mind, combining the advantages of bi fold opening designs with our standard size availability to develop a cost effective folding door design.

Employing a semi commercial Aluminium profile with heavy duty hardware Hi Style Aluminium Windows & Doors bi folding doors have been designed for ease of operation and longevity in mind, for that peace of mind knowing that they are built to last.

Features

- ✓ Multiple sizing and door configurations
- ✓ Commercial inspired design for increased resilience and low maintenance
- ✓ High design performance
- ✓ Bottom rolling system with heavy duty rollers
- ✓ 19mm Argon Gas double glazed glass
- ✓ Multiple sealing points for increased weather protection
- ✓ A rebated sill for that obstruction free view
- ✓ Keyed hardware



FRENCH & ENTRY DOORS

Hi Style Aluminium Windows & Doors offer a range of durable low maintenance designed hinged door units with energy efficiency in mind, Paired with various window combinations. French & Entry doors can accommodate a wide range of openings. The choice is yours to determine which window design your can join to your hinged door unit.

Features

- ✓ Semi Commercial frame design
- ✓ Durable low maintenance door opening
- ✓ Heavy duty door hinges
- ✓ Dual door Keyed hardware
- ✓ Opening options for IN or OUT door panels
- ✓ 19 mm Argon Gas double glazed
- ✓ 90 or 180 degree opening panels
- ✓ fly screen options retractable or hinged
- ✓ Joins to any other Hi Style window or door



SLIDING WINDOWS

Hi Style Aluminium Windows & Doors range of sliding windows are a popular choice offering excellent design, easy operation slim line locking and plenty of ventilation in a cost effective double glazed window solution.

The Hi Style range of double glazed sliding windows form the back bone of our window selection and will suit any project. Valued for their economical design and excellent ventilation capacity, Hi Style' s double glazed sliding windows are the optimal choice for any project.

With a sealed standard 19mm glazing configuration with a 9mm Argon filled air space, sliding windows are still able to achieve a high energy efficiency, check out our WERS rating table for their performance and durability.

Features

- ✓ Low maintenance design
- ✓ Dual twin ball bearing roller system
- ✓ Slim line design for unobstructed views
- ✓ Flush line locking system for superior design and security
- ✓ Anti-sash lift for added security
- ✓ 19mm Argon filled double glazing with 9mm air space
- ✓ Sliding fly screen's for servery style windows
- ✓ Gasket corners for superior weather protection



AWNING WINDOW

The Hi Style range of Awning windows are valued for their stylish appearance and energy efficient design providing that neat full glass panel window style. Hi Style Aluminium Windows & Doors awning window is an elegant design displaying mitred corners and a simple wind out sash system that will compliment any building design and create that quality finish.

All Hi Style awning windows are double glazed with 19mm Argon Gas filled glass units with a 9mm air space. Windows are available in a wide range of standard sizes and configurations and available in our standard colour selection choices.

Features

- ✓ Mitred corners for that aesthetic clean design
- ✓ Slim line keyed chain winders
- ✓ Efficient 19mm double glazed with 9mm air space
- ✓ Resilient improved design for that increased energy efficiency and durability
- ✓ Internal fly screen's
- ✓ Optional retractable fly screen's
- ✓ Strong design for wider sashes up to 1800mm wide
- ✓ Option for fixed windows in place of opening sash
- ✓ Multiple opening sashes in one frame



BI FOLDING WINDOWS

Hi Style double glazed bi-fold windows are a great solution to open up your house to the outside. Our bi-fold windows are becoming a popular way to link the kitchen to the outdoor entertainment area. Hi Style can provide an innovative bi-fold window solution for your home or building that is modern, energy efficient and reduces noise.

Our double glazed bi-fold windows have dual seals and multi-locking hardware that provides an airtight seal. This provides the best possible insulation so you can enjoy energy efficiency and superior noise insulation. Bi-fold windows are perfect for keeping the winter warmth inside and the hot air outside and a great way to link the inside and the outside.

Our double glazed windows are made of aluminium, powder coated, filled with 19mm Double Glazing & Argon Gas, low in maintenance and available in a range of colours.

The Bi-fold window's track employs dual twin sealed ball bearing rollers for a long running trouble free life. Windows come with rubber seals and foam gaskets for superior sealing. All of our double glazed windows come with quality hardware. Hi Style has a wide range of panel options available in our bi-fold window range.

Features

- ✓ Multiple sizing and door configurations
- ✓ Commercial inspired design for increased resilience and low maintenance
- ✓ High design performance
- ✓ Bottom rolling system with heavy duty rollers
- ✓ 19 mm Argon Gas double glazed glass
- ✓ Multiple sealing points for increased weather protection
- ✓ A rebated seal for that obstruction free view
- ✓ Keyed hardware



CASEMENT WINDOWS

The Hi Style range of Casement windows are a functional window design that can make the most of those cross breezes for ventilation. An elegant window design displaying mitred corners for that robust strength look and using an easy manually push out hardware system that will allow for precise sash opening positions. All Casement opening windows can be supplied with a retractable fitted flyscreens that folds away neatly without intruding on the visible glass area.

All Hi Style Casement windows are double glazed with 19mm glass units filled with a 9mm Argon Gas filled air space and are available in a range of standard sizes and configurations or can be custom made to special sizes.

Features

- ✓ Mitred corners for that aesthetically clean look design
- ✓ Functional & stylish push out hardware system
- ✓ Ergonomically designed keyed handle
- ✓ Full 90 degree opening position.
- ✓ Efficient 19mm double glazed with 9mm air space
- ✓ Resilient improved design for that increased energy efficiency and durability
- ✓ Internal retractable flyscreens
- ✓ Acoustically a high performance window system
- ✓ Multiple sashes in one outer frame
- ✓ Strong sash design for sashes up to 1500mm high & 900mm wide
- ✓ Able to be fitted with Micro Venetian Blinds or Roller Blinds





PUSH OUT WINDOWS

Push out windows are a beautiful alternative to wind out style of casement and awning windows This window offers all the advantages of modern technology wrapped up in the traditional look of a push out window. It' s no wonder the Push Out window is one of the most popular window styles around the world.

The Hi Style Push Out window swings opens to 45 degrees, which will provide superior ventilation and easy operation and suitable for many home styles. Push Out window sashes shut tightly and provide a firm, lasting seal and one of the highest thermal & acoustic performance ratings of any window style. Practical and beautiful, Push Out windows are easy to combine with other Hi Style window design for a distinctive look. Fitted with stylish keyed hardware and functional stays that will allow the window to hold open in various positions

With a retractable fly screen fitted within the surround of the window frame, which does not impede on the glass sight line, makes this a practical inclusion within the window, tucked away neatly when the window is closed, and completely sealed screen when the window is opened.

Features

- ✓ Mitred corners for that aesthetic clean design
- ✓ High window & water ratings
- ✓ European designed quality components
- ✓ Improved design for increased strength and durability
- ✓ Strong sashes up to 900mm wide
- ✓ Retractable flyscreen's
- ✓ 19mm Argon Gas double glazed glass
- ✓ Stylish keyed hardware
- ✓ Optional Micro Venetian Blinds or Roller Blinds
- ✓ 90 degree opening position.
- ✓ Joins to any other Hi Style door or window



DUAL OPENING WINDOWS

Our premier window is our double glazed dual opening window giving you the bonus of two opening styles. Improved functionality at no extra cost!

This new window has been designed to offer two opening window styles all in the one window and is new to the Hi Style double glazed range. With this unique double glazed window, you have the choice of an awning style window opening from the top, or a full 90 degree casement style window opening from the side. The window also comes fitted with fly screens and quality hardware that can withstand the harsh Australian climate.

The design of this innovative window gives you far greater flexibility to choose between optimum high or partial ventilation when you want to open the window.

Features

- ✓ Mitred corners for that aesthetic clean design
- ✓ European designed quality components
- ✓ Resilient improved design for increased strength and durability
- ✓ Optional retractable fly screens
- ✓ Optional Micro Venetian Blinds
- ✓ 19mm Argon Gas double glazed glass
- ✓ Strong design for sashes up to 900mm wide
- ✓ Option for fixed window in place of sashes





LOUVRE WINDOWS


Louvre windows allow air to flow through almost 100% of the window area. Opened - it's like free air conditioning in your home, but better as you control the strength of the breeze allowed through. Closed - louvres seal tightly to keep water and wind out when you want. Full height louvre window blades always give the best appearance and are the most economical.

The Hi Style adjustable louvre window system has been designed to complement our windows and door system. The jambs, head and sill will clip to all Hi Style products including sliding, bi fold door & French doors, without the use of any screw, rivets or cover plates. The frame is wide enough to allow the flyscreen to be fitted within the frame line, for that neat clean flat finish.


The Hi Style louvre window system can be fitted with blade sizes of 152mm the louvre window blades can be glass, aluminium or timber, and has successfully been tested to a 300pa water rating, with a maximum window load of 1500pa (dependant on blade width).

Features

- ✓ Excellent vision and ventilation.
- ✓ UV and corrosion resistant polypropylene clips.
- ✓ Lever action handle firmly locks the blades in the closed position.
- ✓ Multiple handle positions for dual openings in a single frame
- ✓ PVC weather-strips (head and sill) and overlapping blades combine to protect against the elements.
- ✓ 6mm toughened glass blades
- ✓ Electric operated blade openings available
- ✓ Fly, barrier and Crimsafe screening options.
- ✓ 7 year 'peace of mind' guarantee



FEDERATION BARS



COLONIAL BARS



DECORATIVE BARS

INTERNAL DECORATIVE GLAZING BARS

Recreate the traditional look with modern Aluminium windows and door systems. Designed with strength, durability and security of Aluminium in mind.

Elegant in style and available in either traditional colonial style or the modern federation look, Hi Style decorative bar which can achieve that window appearance reminiscent of the traditional timber windows of yesteryear.

Available in a selection of sizes & colours, all of which can be fitted into any of the Hi Style product range, we can create that look which will give your home character no matter what type of window or door you choose.

Hi Style decorative bars are securely placed inside of our double glazed glass unit, which eliminates that tedious task of cleaning individual panes, simply clean a single flat surface without having to compromise that old charm look.

Consult with your local Hi Style representative on your decorative bar layout /design, to achieve your own distinctive look.



INTEGRATED BLIND SYSTEMS

Adding integrated blind system to double glazed windows & doors is a statement of elegance and innovation previously reserved for those few with deep pockets. Not anymore! Hi Style now makes it a more affordable option. Instead of buying separate blinds you can now have a stylish Micro Venetian Blind or Roller Blind sealed within the Argon Gas filled cavity inside your double glazed glass unit.

No more cleaning or maintenance of blinds, no more blinds flapping in the wind when your windows are open, soiling and damage to blinds, and mechanisms caused by children or pets and most importantly gone are those cords that create child safety hazards.

Integrated blinds provide complete privacy, where you can either shutout the world or simply just let in the sunshine, blue skies and scenery. With a simple slide mechanism that is operated by magnets that will outlast your lifetime, you have full control of the amount of light entering your room, and also providing you with additional temperature control by shading from direct sunlight, and at the same time enhancing your sound insulation a winner all year round!

Micro Venetian Blind

This system is a 18mm venetian blind is securely installed inside a 29mm thick double glazed glass unit and is now adaptable to all of Hi Style Windows products so whether it's an Awning Window or a sliding door or bi folding door unit there is no reasons why you could not consider to upgrade your window & doors to incorporate Micro Venetian Blinds. Available in a range of colours that will allow you to colour co-ordinate of perhaps a different colour for a contrasting look.

Micro Roller Blind

This system is a 20mm fabric roller blind is securely installed inside a 32mm thick double glazed glass unit and is now adaptable to all of Hi Style Windows products (size dependant), so whether it's an Awning Window or a sliding door or bi folding door unit there is no reasons why you could not consider to upgrade your window & doors to incorporate Micro Roller Blinds. Available in a range of colours that will allow you to colour co-ordinate of perhaps a different colour for a contrasting look.

Retractable flyscreens are also fitted to all Awning & Casement windows that have either the Venetian or Roller Blinds fitted to allow for easy operation of blinds when the windows are in the closed position. For that added piece of mind our double glazed units fitted with our integrated Micro venetian Blind system still come with our 7 year factory backed warranty.

PROJECT ADVANTAGES

Here at Hi Style we can offer many solutions to cover your window supply, to ensure that there is minimal disruption to the window supply on your project. Our ability to manufacture and store windows in our warehouse will reduce the amount of time between any deliveries to site. We have project managers that will co-ordinate every aspect of your window supply from the design stage, through the manufacturing process, and final delivery co-ordination to site.









































































As projects begin their construction cycle and with the importance of windows being available and installed within a designated time frame, it is more important to know that your windows are ready and as long as time is allowed for shipping we can guarantee that your product will be delivered when required.

- ✓ 10,000 sqm warehouse space for storage
- ✓ Manufacture and storage facility
- ✓ Speeds up manufacturing process,
- ✓ Product packed ready for shipping
- ✓ Palletised per window number or size for easier unloading
- ✓ Regular shipping cycles allows for constant supply
- ✓ Controlled deliveries when required
- ✓ Custom Sizes for any window project
- ✓ Professional Project Managers
- ✓ Easier site delivery co-ordination
- ✓ Allows for faster supply of products



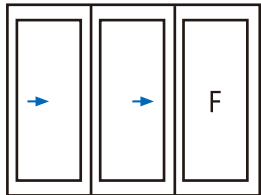
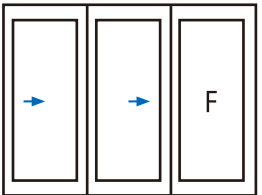
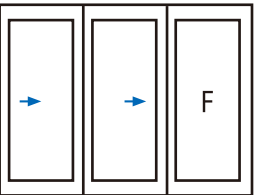
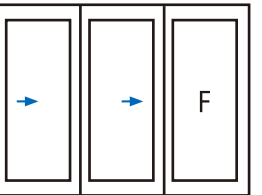
Our Lindfield Project Under Construction

SLIDING WINDOWS standard sizes

Stud Opening		665	905	1265	1505	1865	2105	2465	2705	2945
Frame Size		610	850	1210	1450	1810	2050	2410	2650	2890
655	600	 SW0606	 SW0609	 SW0612	 SW0615	 SW0618	 SW0621	 SW0624	 SW0627	 SW0630
	990	 SW0906	 SW0909	 SW0912	 SW0915	 SW0918	 SW0921	 SW0924	 SW0927	 SW0930
1085	1029	 SW1006	 SW1009	 SW1012	 SW1015	 SW1018	 SW1021	 SW1024	 SW1027	 SW1030
	1255	 FW1206	 SW1209	 SW1212	 SW1215	 SW1218	 SW1221	 SW1224	 SW1227	 SW1230
1420	1365	 FW1306	 FW1309	 SW1312	 SW1315	 SW1318	 SW1321	 SW1324	 SW1327	 SW1330
	1510	 FW1506	 FW1509	 SW1512	 SW1515	 SW1518	 SW1521	 SW1524	 SW1527	 SW1530
1855	1800	 FW1806	 SW1809	 SW1812	 SW1815	 SW1818	 SW1821	 SW1824	 SW1827	 SW1830
	2110	 FW2106	 FW2109	 SW2112	 SW2115	 SW2118	 SW2121	 SW2124	 SW2127	 SW2130

































































Three panel windows shown are as standard 1/4, 1/2, 1/4 configuration

STACKING SLIDING DOORS standard sizes






Stud Opening		2460	2760	3240	3660
Frame Size		2400	2700	3185	3600
2145	2100				
	2445	ADS2124 ADS2424	ADS2127 ADS2427	ADS2131 ADS2431	ADS2136 ADS2436

Handing of stacking sliding doors can be XXF or FXX

AWNING WINDOWS standard sizes

Stud Opening		665	905	1265	1505	1865	2105	2465	2705
Frame Size		610	850	1210	1450	1810	2050	2410	2650
655	600	 AN0606	 AN0609	 AN0612	 AN0615	 AN0618	 AN0621	 AN0624	 AN0627
	990	 AN0906	 AN0909	 AN0912	 AN0915	 AN0918	 AN0921	 AN0924	 AN0927
1085	1029	 AN1006	 AN1009	 AN1012	 AN1015	 AN1018	 AN1021	 AN1024	 AN1027
	1255	 AN1206	 AN1209	 AN1212	 AN1215	 AN1218	 AN1221	 AN1224	 AN1227
1420	1365	 AN1306	 AN1309	 AN1312	 AN1315	 AN1318	 AN1321	 AN1324	 AN1327
	1510	 AN1506	 AN1509	 AN1512	 AN1515	 AN1518	 AN1521	 AN1524	 AN1527
1855	1800	 AN1806	 AN1809	 AN1812	 AN1815	 AN1818	 AN1821	 AN1824	 AN1827
	2110	 AN2106	 AN2109	 AN2112	 AN2115	 AN2118	 AN2121	 AN2124	 AN2127

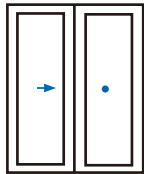
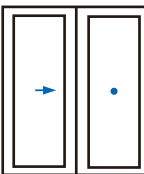
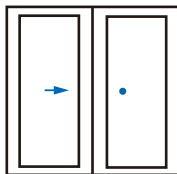
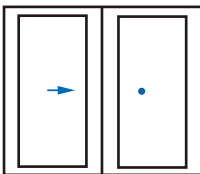
HINGED DOORS standard sizes

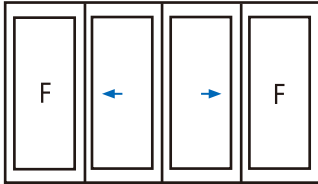
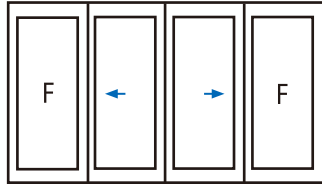
Stud Opening		955	955	1855	955	955
Frame Size		900	900	1800	900 Open In	900 Open In
2145	2100					
	2445	2109REH 2409REH	2109LEH 2409LEH	2118EHH 2418EHH	2109RIH 2409RIH	2109LIH 2409LIH

All hinged doors supplied with key hardware and hinges

SLIDING DOORS

standard sizes






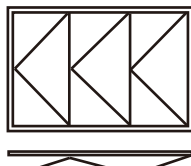

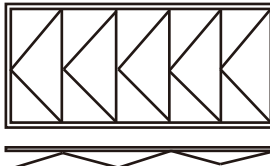
Stud Opening		1865	2165	2465	2755
Frame Size		1810	2110	2410	2700
2145	2100				
	2400				
		SD2118 SD2418	SD2121 SD2421	SD2124 SD2424	SD2127 SD2427

Stud Opening		3240	3655
Frame Size		3185	3600
2145	2100		
	2400		
		SD2131/4 SD2431/4	SD2136/4 SD2436/4

Larger Door Sizes Available

BI FOLD DOORS

Open out – standard sizes

Stud Opening		2470	2755	3240	3680
Frame Size		2414	2700	3185	3626
2145	2100				
	2400				
		BF2124/3L BF2424/3L	BF2127/3L BF2427/3L	BF2131/1L3R BF2431/1L3R	BF2136/5L BF2436/5L
2145	2100				
	2400				
		BF2124/3R BF2424/3R	BF2127/3R BF2427/3R	BF2131/1R3L BF2431/1R3L	BF2136/5R BF2436/5R

Larger Door Sizes Available

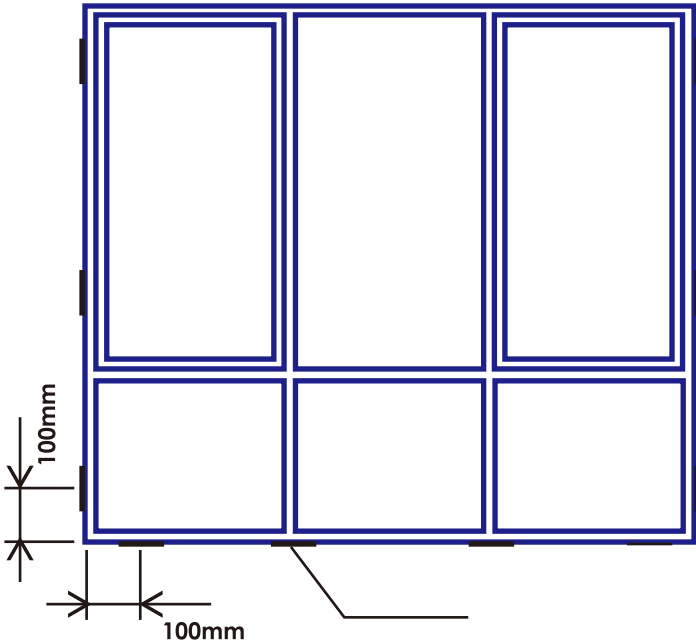
INSTALLATION & RECOMMENDATIONS


During Installation

- 1/ Check diagonal dimensions to ensure squareness of frame and opening.
- 2/ Ensure that there is sufficient clearance around perimeter of the frame before attempting to install the window. Refer to installation recommendations. If the wall condition is not shown refer to Hi Style Aluminium Windows & Doors For the appropriate technical advice.
- 3/ Ensure that the aluminium frame is insulated from contact with other metals to avoid potential future corrosion of the aluminium. This could be by bitumen coating of any steelwork around the window or application of flashing membranes.
- 4/ Do not distort frames by forcing into the opening.
- 5/ Keep sashes closed whilst installing the frame.
- 6/ Aluminium windows and doors are non-load bearing, ensure adequate clearance above head of window. Allow 12mm clearance from underside of sill to top of sill brick or tile to allow for building settlement. NOTE when green timber or large depth floor members are used this allowance should be increased or sill bricks or tiles installed after initial timber shrinkage has taken place.
- 7/ Ensure that fixings used are of sufficient size, length and spacing for the wind loading or the particular site.
- 8/ Ensure that flashings are correctly fitted.
- 9/ Aluminium door or window frames shall not be in direct contact with brick, concrete, concrete block work or cement rendered surfaces, as in some circumstances this can result in severe corrosion.
- 10/ Do not stand on or place any loads on the sills or any other part of the frame. Do not use as support for scaffolding or slide material through the frames.
- 11/ Before inserting or operating sliding panels, tracks shall be brushed thoroughly to remove all dirt, cement, etc.
- 12/ Clean up when job is complete with warm soapy water of mild detergent and rinse with clean water. Ensure that drainage slots in aluminium frames are not blocked.

After installation

- 1/ Protect windows and doors from damage.
- 2/ If plastic wrap is provided DO NOT REMOVE until brickwork is complete.
- 3/ If adhesive plastic wrap used ensure this is removed within 120 days to avoid any glue residue adhering to glass or frame.
- 4/ Remove wet cement, mortar, paint, acids and other chemicals as they occur. WASH OFF IMMEDIATELY.
- 5/ Use soft cloths to clean to avoid scratching the surface. Do not scrape tools or trowels on frames.
- 6/ SILL MUST BE STRAIGHT AND LEVEL. Plumb jambs in both directions. Pock frame at sill and jambs only. Frame must be square and out of twist (essential for smooth operation of sashes). Check that diagonal measurements are equal. Clearance must be maintained between sill brick or tiles and the window frame as detailed.





GUARANTEE & MAINTENANCE

Hi Style Aluminium Windows & Doors Guarantee

Hi Style Aluminium Australia have a factory backed guarantee against defects resulting from faulty workmanship or materials used in the manufacturing of your windows and doors for a period of 7 years from the date of delivery. The guarantee is not covered as result of poor care and maintenance of windows and doors. Consult your Hi Style technical sales consultant for a copy of our standard 7 year warranty certificate when placing your order.

Maintenance for powder coated products

Most windows and doors are a powder coat paint finish to maintain the best appearance regular wash down of the products in a warm detergent based solution with a soft cloth or sponge and rinse down with water. The use of brushes is not recommended as it can cause irreversible damage to the paint surface. A white spirit solution mixed with water can be used to remove heavy soiling or stubborn marks.

Maintenance for glass products

Glass is a soft surface product and it is recommended that all glass surfaces be kept clean by the prompt removal of all dirt or other contaminants. Clean water and in some instances the addition of a small amount of mild detergent should be used. Under no circumstances should any form of abrasive cleaner be used, or the use of bristled brushes be used, scratches will appear if these products are used. Stubborn dirt or residue should be lightly sponged off to avoid scratching the glass.

The frequency of the amount of cleaning will depend on the environmental conditions in your area, such as the proximity to the ocean and industrial areas. As a general guide, glass surfaces should be cleaned at least quarterly.



Customer Window Checklist		Notes
Confirm Window Sizes	<input type="checkbox"/>	-----
Window Colour	<input type="checkbox"/>	-----
Glass Type	<input type="checkbox"/>	-----
Obscured Glass Required	<input type="checkbox"/>	-----
Handing of Sliding and Bifold Doors	<input type="checkbox"/>	-----
Timber Reveals Size Required	<input type="checkbox"/>	-----
Installation Method	<input type="checkbox"/>	-----
Fly Screen/Security Screens	<input type="checkbox"/>	-----
Keyed Hardware Type	<input type="checkbox"/>	-----
Windows with Restricted Openings	<input type="checkbox"/>	-----